



DIAMOND SPEED

PRODUCTS, INC.

Diamond & Abrasive Cutting Tools

“Do you have the Need for Diamond Speed?”

- * ***Quality Products***
- * ***Wholesale Pricing***
- * ***Product Guarantees***
- * ***Knowledgeable Service***
- * ***Huge Inventory***
- * ***Fast Delivery***

Diamond Speed Products, Inc.

3344 Schierhorn Ct
Franklin Park, IL 60131
(866) 406-3100 - Toll Free
(847) 671-3100 Chicagoland
(847) 671-4745 Fax
www.Diamondspeed.net

*Ask about the other equipment we wholesale, like saws (table, walk behind, hand held), grinders, and coring equipment.



SEGMENTED

The Power Blade Series

All Power Blades are laser welded for dry cutting. This provides the operator with greater safety due to the stability and adhesion of the segment to the core. Power Blades are ideal for hand held saws, table saws, and low horsepower walk behind saws (3-20 hp). Blades can be run with or without water.


Applications: Cured Concrete, Brick and Block (General Purpose)

<i>Supreme Quality</i>	<i>Size</i>	<i>Arbor</i>	<i>Segment Height</i>	<i>Price</i>
POWERSX04	4" x .080	5/8-7/8"	12mm	Call For Pricing
POWERSX045	4.5" x .080	5/8-7/8"	12mm	
POWERSX05	5" x .080	5/8-7/8"	12mm	
POWERSX06	6" x .090	5/8-7/8"	12mm	
POWERSX07	7" x .090	DM	12mm	
POWERSX08	8" x .090	DM	12mm	
POWERSX09	9" x .090	DM	12mm	
POWERSX10	10" x .090	DM	12mm	
POWERSY12	12" x .125	1"/20mm	10mm	
POWEREX12	14" x .125	1"/20mm	10mm	
POWERSY14	12" x .125	1"/20mm	10mm	
POWEREX14	14" x .125	1"/20mm	10mm	
POWERSY16	16" x .125	1"/20mm	10mm	

*Low Horse Walk behind Blade (20hsp or lower)

<i>Premium Quality</i>	<i>Size</i>	<i>Arbor</i>	<i>Segment Height</i>	<i>Price</i>
POWERPG12	12" x .125	1"/20mm	10mm	Call For Pricing
POWERS12	12" x .125	1"/20mm	10mm	
POWERPG14	14" x .125	1"/20mm	10mm	
POWERS14	14" x .125	1"/20mm	10mm	
POWERPG16	16" x .125	1"/20mm	10mm	
POWERS16	16" x .125	1"/20mm	10mm	
POWERPG18	18" x .142	1"	10mm	
POWERS18	18" x .125	1"	10mm	
POWERPG20	20" x .142	1"	10mm	
POWERS20	20" x .142	1"	10mm	

<i>Heavy Duty Quality</i>	<i>Size</i>	<i>Arbor</i>	<i>Segment Height</i>	<i>Price</i>
GUNNERSB12	12" x .125	1"/20mm	10mm	Call For Pricing
GUNNERSB14	14" x .125	1"/20mm	10mm	



CROWN SEGMENT

The King Diamond Series

King Diamond Blades are laser welded and cut extra fast because of their special bond and crown segment. They can be used on walk behind saws, hand held saws, and table saws. You can run them wet or dry.

Applications: Cured Concrete, Pavers, Natural Stone, Bluestone and Common Brick (General Purpose).

<i>Supreme Quality</i>	<i>Size</i>	<i>Arbor</i>	<i>Segment Height</i>	<i>Price</i>
KINGSS10	10" x .125	1"/20mm	10mm	Call For Pricing
KINGSS12	12" x .125	1"/20mm	10mm	
KINGSS14	14" x .125	1"/20mm	10mm	
KINGSS16	16" x .125	1"/20mm	10mm	
KINGSS18	18" x .142	1"/20mm	10mm	
KINGSS20	20" x .142	1"/20mm	10mm	




GENERAL PURPOSE

The Speed G Blade Series

The Speed G is designed to maximize life in a wide range of applications. With its heavy core and the addition of cooling holes, the Speed G will run cool and cut fast without wobble. It also has drop segments to protect the core in abrasive materials making it effective cutting a wide range of materials from ductile iron pipe to asphalt.

Applications: Ductile Iron, Granite, Brick Pavers, Cured Concrete, Bluestone, Common Brick, Limestone, Roof Tile, Block, Abrasive Block, Green Concrete, Asphalt.

<i>Supreme Quality</i>	<i>Size</i>	<i>Arbor</i>	<i>Segment Height</i>	<i>Price</i>
SPEEDG12	12" x .125	1"/20mm	10mm	Call For Pricing
SPEEDG14	14" x .125	1"/20mm	10mm	
SPEEDG16	16" x .125	1"/20mm	10mm	
SPEEDG18	18" x .142	1"/20mm	10mm	
SPEEDG20	20" x .142	1"/20mm	10mm	



SEGMENTED TURBO

The Vigor Blade Series

The Vigor Blade is designed to cut all types of brick. The Blade adapts two classic designs – Segmented & Turbo. The Segments make sure the blade will have long life while the turbo design ensures a fast, smooth cut.

Applications: Pavers, Common Brick, Reinforced Concrete and Natural Stone.

<i>Supreme Quality</i>	<i>Size</i>	<i>Arbor</i>	<i>Segment Height</i>	<i>Price</i>
VIGORSY12	12" x .125	1"/20mm	10mm	Call For Pricing
VIGORSY14	14" x .125	1"/20mm	10mm	
VIGORSY16	16" x .125	1"/20mm	10mm	



SEGMENTED TURBO

Applications: Pavers, Common Brick, Reinforced Concrete and Natural Stone.

<i>Premium Quality</i>	<i>Size</i>	<i>Arbor</i>	<i>Segment Height</i>	<i>Price</i>
VIGORSX04	4" x .080	5/8-7/8"	12mm	Call For Pricing
VIGORSX045	4.5" x .080	5/8-7/8"	12mm	
VIGORSX05	5" x .080	5/8-7/8"	12mm	
VIGORSX06	6" x .090	5/8-7/8"	12mm	
VIGORSX07	7" x .090	DM	12mm	
VIGORSX08	8" x .090	DM	12mm	
VIGORSX09	9" x .090	DM	12mm	
VIGORSX10	10" x .090	DM	12mm	
VIGORSX12	12" x .125	1"/20mm	12mm	
VIGORSX14	14" x .125	1"/20mm	12mm	
VIGORSB16	16" x .125	1"/20mm	12mm	
VIGORSB18	18" x .142	1"/20mm	12mm	
VIGORSB20	20" x .142	1"/20mm	12mm	




Vigor FC

The Vigor FC

The Vigor FC has turbo segments that are shorter in length given a smooth chip free cut through dense materials.

Application: High PSI Paver Brick, and other Dense Materials such as Bluestone, Flagstone, and Refractory Brick.

<i>Supreme Quality</i>	<i>Size</i>	<i>Arbor</i>	<i>Segment Height</i>	<i>Price</i>
VIGORFC14	14" x .125	1/20mm	10mm	Call For Pricing



TURBO

The Zoom Blade Series (Wide Teeth)

Zoom Blades are designed for speed while cutting through some extremely dense materials.

Applications: Brick, Concrete, Tile, Granite and Marble and other Natural Stones.

<i>Supreme Quality</i>	<i>Size</i>	<i>Arbor</i>	<i>Segment Height</i>	<i>Price</i>
ZOOMSY04	4" x .095	5/8-7/8"	8.5mm	Call For Pricing
ZOOMSY045	4.5" x .095	5/8-7/8"	8.5mm	
ZOOMSY05	5" x .095	5/8-7/8"	8.5mm	
ZOOMSY06	6" x .095	5/8-7/8"	8.5mm	
ZOOMSY07	7" x .095	DM	8.5mm	
ZOOMSY08	8" x .095	DM	8.5mm	
ZOOMSY10	10" x .110	DM	8.5mm	
ZOOMSY12	12" x .125	1"/20mm	8.5mm	
ZOOMSY14	14" x .125	1"/20mm	8.5mm	

<i>Premium Quality</i>	<i>Size</i>	<i>Arbor</i>	<i>Segment Height</i>	<i>Price</i>
ZOOMEY04	4" x .095	5/8-7/8"	8.5mm	Call For Pricing
ZOOMEY045	4.5" x .095	5/8-7/8"	8.5mm	
ZOOMEY05	5" x .095	5/8-7/8"	8.5mm	
ZOOMEY06	6" x .095	5/8-7/8"	8.5mm	
ZOOMEY07	7" x .095	DM	8.5mm	
ZOOMEY08	8" x .095	DM	8.5mm	
ZOOMEY09	9" x .095	5/8-7/8"	8.5mm	
ZOOMEY10	10" x .110	DM	8.5mm	
ZOOMEY12	12" x .125	1"/20mm	8.5mm	
ZOOMEY14	14" x .125	1"/20mm	8.5mm	

<i>Heavy Duty Quality</i>	<i>Size</i>	<i>Arbor</i>	<i>Segment Height</i>	<i>Price</i>
ZOOMSX04	4" x .085	5/8-7/8"	12mm	Call For Pricing
ZOOMSX045	4.5" x .085	5/8-7/8"	12mm	
ZOOMSX05	5" x .085	5/8-7/8"	12mm	
ZOOMSX06	6" x .090	5/8-7/8"	12mm	
ZOOMSX07	7" x .090	DM	12mm	
ZOOMSX08	8" x .090	DM	12mm	
ZOOMSX09	9" x .100	DM	12mm	
ZOOMSX10	10" x .100	DM	12mm	
ZOOMSX12	12" x .125	1"/20mm	10mm	
ZOOMSX14	14" x .125	1"/20mm	10mm	



The Zoom Blade Series (Narrow Teeth)

Our narrow teeth turbo supreme is ideal for cutting natural stone, prestressed concrete, tile, granite and marble.

<i>Supreme Quality</i>	<i>Size</i>	<i>Arbor</i>	<i>Segment Height</i>	<i>Price</i>
ZOOMPT04	4" x .095	5/8-7/8"	8.5mm	Call For Pricing
ZOOMPT045	4.5" x .095	5/8-7/8"	8.5mm	
ZOOMPT05	5" x .095	5/8-7/8"	8.5mm	
ZOOMPT06	6" x .095	5/8-7/8"	8.5mm	
ZOOMPT07	7" x .095	DM	8.5mm	
ZOOMPT08	8" x .095	DM	8.5mm	
ZOOMPT09	9" x .095	5/8-7/8"	8.5mm	
ZOOMPT10	10" x .110	DM	8.5mm	
ZOOMPT12	12" x .125	1"/20mm	8.5mm	
ZOOMPT14	14" x .125	1"/20mm	8.5mm	



HARD MATERIAL

The Spike Blade Series

The Spike Blade is a very aggressive blade for hard materials. Spike blades have a U-Gullet between each segment to ensure the blade stays cool while cutting extremely fast.

Applications: Clay Pavers, Paver Brick, and other Dense Materials.

<i>Supreme Quality</i>	<i>Size</i>	<i>Arbor</i>	<i>Segment Height</i>	<i>Price</i>
SPIKEPB10	10" x .090	5/8-7/8	10mm	Call For Pricing
SPIKEPB12	12" x .125	1"/20mm	10mm	
SPIKEPB14	14" x .125	1"/20mm	10mm	
SPIKEPB16	16" x .125	1"/20mm	10mm	
SPIKEPB20	20" x .142	1"/20mm	10mm	

<i>Premium Quality</i>	<i>Size</i>	<i>Arbor</i>	<i>Segment Height</i>	<i>Price</i>
SPIKESB12	12" x .125	1"/20mm	10mm	Call For Pricing
SPIKESB14	14" x .125	1"/20mm	10mm	



HARD MATERIAL

The Fly Blade Series

The Fly Blade is similar to our Spike Blade with the segments coming closer together. With its O-Slot key hole design and soft bond, the Fly blade will stay cool while cutting quickly through hard material.

Application: High PSI Paver Brick, and other Dense Materials such as Bluestone, Flagstone, and Refractory Brick.

<i>Supreme Quality</i>	<i>Size</i>	<i>Arbor</i>	<i>Segment Height</i>	<i>Price</i>
FLYPB07	7" x .090	DM	10mm	Call For Pricing
FLYPB08	8" x .090	DM	10mm	
FLYPB09	9" x .090	DM	10mm	
FLYPB10	10" x .090	DM	10mm	
FLYPB12	12" x .125	1"/20mm	10mm	
FLYPB14	14" x .125	1"/20mm	10mm	
FLYPB16	16" x .125	1"/20mm	10mm	
FLYPB18	18" x .142	1"/20mm	10mm	
FLYPB20	20" x .142	1"/20mm	10mm	



TUCK POINTING

The Rev Blade Series

Our Rev blades have high segment heights and stay open while grinding through even the hardest mortar.

Applications: Tuck pointing and some concrete applications.

<i>Supreme Quality</i>	<i>Size</i>	<i>Arbor</i>	<i>Segment Height</i>	<i>Price</i>
REVPS04187	4" x .187	5/8-7/8"	10mm	Call For Pricing
REVPS04	4" x .250	5/8-7/8"	10mm	
REVPB04375	4" x .375	5/8-7/8"	10mm	
REVPS045	4.5" x .250	5/8-7/8"	10mm	
REVPB045375	4.5" x .375	5/8-7/8"	10mm	
REVPS05	5" x .250	5/8-7/8"	10mm	
REVPB05375	5" x .375	5/8-7/8"	10mm	
REVPS07	7" x .250	5/8-7/8"	10mm	
REVPB07375	7" x .375	5/8-7/8"	10mm	
REVPB08	8" x .250	5/8-7/8"	10mm	
REVPB08375	8" x .375	5/8-7/8"	10mm	



SANDWICH TUCK

The X2 & X3 Blade Series

The X2 & X3 Blade is the newest innovation to the Tuck pointing industry. By fusing 2 blades (X2) or 3 blades (X3), less grinding surface results in greater production. The X2 is made for 1/4" or .250 grinding applications, while the X3 is made for 3/8" or .375 grinding applications.

Applications: Tuck pointing



X2 Blade



X3 Blade

<i>Supreme Quality</i>	<i>Size</i>	<i>Arbor</i>	<i>Segment Height</i>	<i>Price</i>
X2PB4250	4" x .250	5/8-7/8"	10mm	Call For Pricing
X3PB4375	4" x .375	5/8-7/8"	10mm	
X2PB45250	4.5" x .250	5/8-7/8"	10mm	
X3PB45375	4.5 x .375	5/8-7/8"	10mm	
X2PB5250	5" x .250	5/8-7/8"	10mm	
X3PB5375	5" x .375	5/8-7/8"	10mm	
X2PB7250	7" x .250	5/8-7/8"	10mm	
X3PB7375	7" x .375	5/8-7/8"	10mm	



CUP WHEELS

The Cup Series

The Cup series consists of many different styles cup wheels. Some are more aggressive than others at removing stock. Our cup wheels come with either a 5/8-11 thread screw or 5/8-7/8" arbor.

Application: Cured Concrete, Epoxy & Floor Coatings, Granite, Marble and Other Natural Stones.

<i>Single Row Cup Wheels</i>	<i>Size</i>	<i>Style</i>	<i>Arbor</i>	<i>Price</i>
CUPSR4/T	4"	Single Row	5/8-7/8" or 5/8-11 Thread	Call For Pricing
CUPSR45/T	4.5"	Single Row	5/8-7/8" or 5/8-11 Thread	
CUPSR5/T	5"	Single Row	5/8-7/8" or 5/8-11 Thread	
CUPSR7/T	7"	Single Row	5/8-7/8" or 5/8-11 Thread	



<i>Double Row Cup Wheels</i>	<i>Size</i>	<i>Style</i>	<i>Arbor</i>	<i>Price</i>
CUPDR4/T	4"	Double Row	5/8-7/8" or 5/8-11 Thread	Call For Pricing
CUPDR45/T	4.5"	Double Row	5/8-7/8" or 5/8-11 Thread	
CUPDR5/T	5"	Double Row	5/8-7/8" r 5/8-11 Thread	
\CUPDR7/T	7"	Double Row	5/8-7/8" or 5/8-11 Thread	



SEGMENTED TURBO CUPS-Aggressive



Price

CUPTURBO409/T	4"	9 Segment	5/8-7/8" or 5/8-11 Thread	Call For Pricing
CUPTURBO418/T	4"	18 Segment	5/8-7/8" or 5/8-11 Thread	
CUPTURBO4509/T	4.5"	9 Segment	5/8-7/8" or 5/8-11 Thread	
CUPTURBO4515/T	4.5"	15 Segment	5/8-7/8" or 5/8-11 Thread	
CUPTURBO4518/T	4.5"	18 Segment	5/8-7/8" or 5/8-11 Thread	
CUPTURBO712/T	7"	12 Segment	5/8-7/8" or 5/8-11 Thread	
CUPTURBO724S/T	7"	24 Segment	5/8-7/8" or 5/8-11 Thread	
CUPTURBO724/T	7"	24 Segment	5/8-7/8" or 5/8-11 Thread	
CUPTURBO1026T	10"	26 Segment	5/8-11 Thread	



FULL FACE -Fine Finish - Granite bonds available

Price


CUPFF4/T	4"	Full Face	5/8-7/8" or 5/8-11 Thread	Call For Pricing
CUPFF45/T	4.5"	Full Face	5/8-7/8" or 5/8-11 Thread	
CUPFF5/T	5"	Full Face	5/8-7/8" or 5/8-11 Thread	
CUPFF6/T	6"	Full Face	5/8-7/8" or 5/8-11 Thread	
CUPFF7/T	7"	Full Face	5/8-7/8" or 5/8-11 Thread	



T-Seg Cup Wheels

Price

CUPTSEG4/T	4"	T Segment	5/8-7/8" or 5/8-11 Thread	Call For Pricing
CUPTSEG45/T	4.5"	T Segment	5/8-7/8" or 5/8-11 Thread	
CUPTSEG5/T	5"	T Segment	5/8-7/8" or 5/8-11 Thread	
CUPTSEG6/T	6"	T Segment	5/8-7/8" or 5/8-11 Thread	
CUPTSEG7/T	7"	T Segment	5/8-7/8" or 5/8-11 Thread	



Green Concrete / Asphalt

The Surge Blade Series

Surge Blades are bonded to last while cutting abrasive materials. The core has numerous wedge segments that protect the blade from undercutting while giving maximum life when cutting very loose & abrasive materials.

Applications: Asphalt, Green Concrete and Lightweight Block.

<i>Supreme Quality</i>	<i>Size</i>	<i>Arbor</i>	<i>Segment Height</i>	<i>Price</i>
SURGEPB12	12" x .125	1"/20mm	10mm	Call For Pricing
SURGEPB14	14" x .125	1"/20mm	10mm	
SURGEPB16	16" x .125	1"/20mm	10mm	
SURGEPB18	18" x .142	1"/20mm	10mm	
SURGEPB20	20" x .142	1"/20mm	10mm	

<i>Premium Quality</i>	<i>Size</i>	<i>Arbor</i>	<i>Segment Height</i>	<i>Price</i>
SURGESB12	12" x .125	1"/20mm	10mm	Call For Pricing
SURGEPG12	12" x .125	1"/20mm	10mm	
SURGESB14	14" x .125	1"/20mm	10mm	
SURGEPG14	14" x .125	1"/20mm	10mm	
SURGEPG16	16" x .140	1"/20mm	10mm	
SURGEPG18	18" x .160	1"/20mm	10mm	
SURGEPG20	20" x .160	1"/20mm	10mm	



GREEN CONCRETE

The Fast Cut Blade Series

Fast Cut blades are used with a special adaptor to fit most early entry concrete saws. To maximize cut performance and life Fast Cut blades are available in four different bonds based on the aggregate to be cut.

<i>Supreme Quality</i>	<i>Size</i>	<i>Segment Height</i>	<i>Price</i>
FASTCUT0810Y	8" x .102	10mm	Call For Pricing
FASTCUT1010Y	10" x .110	10mm	
FASTCUT1025010Y	10" x .250	10mm	
FASTCUT1210Y	12" x .118	10mm	
FASTCUT1225010Y	12" x .250	10mm	
FASTCUT13510Y	13.5" x .118	10mm	
FASTCUT13525010Y	13.5" x .250	10mm	
FASTCUTADAPTOR	Universal Adaptor		




CRACK CHASER

The V-Blade Series

The V-Blade is the same type of blade as the Rev Blade except it has a V-shaped Segment to prepare cracks for repair. It is also known as a Crack Chaser.

Applications: Cured Concrete, Brick and Block (General Purpose).

<i>Supreme Quality</i>	<i>Size</i>	<i>Arbor</i>	<i>Segment Height</i>	<i>Price</i>
VBLADE4T	4" x .375	5/8-11	12.7mm	Call For Pricing
VBLADE4	4" x .250	5/8-7/8"	12.7mm	
VBLADE4375	4" x .375	5/8-7/8"	12.7mm	
VBLADE45	4.5" x .250	5/8-7/8"	12.7mm	
VBLADE45375	4.5" x .375	5/8-7/8"	12.7mm	
VBLADE5	5" x .250	5/8-7/8"	12.7mm	
VBLADE5375	5" x .375	5/8-7/8"	12.7mm	
VBLADE7	7" x .250	5/8-7/8"	12.7mm	
VBLADE7375	7" x .375	5/8-7/8"	12.7mm	
VBLADE8	8" x .250	5/8-7/8"	12.7mm	
VBLADE8375	8" x .375	5/8-7/8"	12.7mm	



WET BLADES

The Pro Wet Blade Series

Diamond Speed has wet blades for any size or thickness needed for wet sawing concrete, asphalt or any combination. Blades are bonded towards the intended aggregate for maximum performance and life. Our customers come to us with obscure applications and leave with solutions. Please inquire about odd sizes or applications.

<i>Supreme Quality</i>	<i>Size</i>	<i>Arbor</i>	<i>Segment Height</i>	<i>Price</i>
PRO12125	12" x .125	1"	10mm	Call For Pricing
PRO12187	12 x .187	1"	10mm	
PRO12250	12 x .250	1"	10mm	
PRO14125	14" x .125	1"	10mm	
PRO14187	14 x .187	1"	10mm	
PRO14250	14 x .250	1"	10mm	
PRO16125	16" x .125	1"	10mm	
PRO18125	18 x .125	1"	10mm	
PRO18145	18 x .145	1"	10mm	
PRO18187	18" x .187	1"	10mm	
PRO18250	18 x .250	1"	10mm	
PRO20125	20 x .125	1"	10mm	
PRO20145	20" x .145	1"	10mm	
PRO24145	24 x .145	1"	10mm	
PRO24187	24 x .187	1"	10mm	
PRO26145	26" x .145	1"	10mm	
PRO30160	30 x .160	1"	10mm	
PRO30187	30 x .187	1"	10mm	
PRO36175	36 x .175	1"	10mm	
PRO36187	36 x .187	1"	10mm	



DUCTILE IRON BLADE

The Piper Blade Series

Our Piper Blade is designed for precise and fast cutting of ductile iron pipe. Its unique core gives the operator the advantage of removing burrs from the pipe after a cut. The savings add up considering the fast speed of cut, constant size and life over common abrasives.

Applications: Ductile Iron Pipe

<i>Supreme Quality</i>	<i>Size</i>	<i>Arbor</i>	<i>Segment Height</i>	<i>Price</i>
PIPER12	12" x .125	1"/20mm	5mm	Call For Pricing
PIPER14	14" x .125	1"/20mm	5mm	
PIPER16	16" x .125	1"/20mm	5mm	



DEMOLITION BLADE

The Rescue Blade Series

The Rescue Blade is a unique multi-purpose blade. The Rescue Blade is manufactured with jagged carbide segments that chop and rip through materials quickly and efficiently.

Application: Rescue & fire, pallets, rail ties, dry wall, tar & gravel roofs, shingle roofs, tree roots, fire doors, corrugated roofing, cinder block, decking, emergency situations.

<i>Supreme Quality</i>	<i>Size</i>	<i>Arbor</i>	<i>Price</i>
RESCUE12	12" x .300	1"/20mm	Call For Pricing
RESCUE14	14" x .350	1"/20mm	

ABRASIVE BLADES

Abrasive Blades

Please specify material to be cut when ordering.

Applications: Concrete, Masonry, Metal or Ductile Iron Pipe

<i>Supreme Quality</i>	<i>Size</i>	<i>Arbor</i>	<i>Price</i>
ABRASIVE12	12" x .125	1"/20mm	Call For Pricing
ABRASIVE14	14" x .125	1"/20mm	
ABRASIVE14S	14" x .125	1"/20mm	

*please inquire regarding other sizes.



MULTI-BLADE

The Multi-Blade Series

Our Multi-Blade is designed to cut a wide range of materials while replacing some of the hassles that comes with using abrasives. Its unique diamond segment allows it's operator to cut most of the harder steel applications like rebar or structural steel in addition to cutting PVC pipe and wood without switching out blades. This blade is very convenient and like the Piper Blade for ductile pipe, your time is saved from frequently changing the abrasives once they are too small to cut with. The Multi-Blade will outlast at least 60 common abrasive blades

Applications – Straight steel, PVC Pipe, Rebar, Wood, Ductile Pipe, Masonry, Concrete

<i>Supreme Quality</i>	<i>Size</i>	<i>Arbor</i>	<i>Price</i>
MULTI4	4"	5/8-7/8"	Call For Pricing
MULTI45	4.5"	5/8-7/8"	
MULTI7	7"	DM	
MULTI8	8"	DM	
MULTI10	10"	DM	
MULTI12	12"	1"/20mm	
MULTI14	14"	1"/20mm	
MULTI16	16"	1"/20mm	



WOOD BLADES

Applications

Our general purpose wood blades are designed to cut a wide range of wood at a highly efficient speed of cut.

<i>Supreme Quality</i>	<i>Size</i>	<i>Teeth</i>	<i>Arbor</i>	<i>Price</i>
WOOD0524	5"	24	20mm	Call For Pricing
WOOD0624	6"	24	5/8-DM	
WOOD0724	7"	24	5/8-DM	
WOOD0740	6"	40	5/8-DM	
WOOD0840	7"	40	5/8	
WOOD1028	6"	28	5/8	
WOOD1040	7"	40	5/8-	
WOOD1260	6"	60	1"	
WOOD1460	7"	60	1"	

Zec Wheels

<i>Supreme Quality</i>	<i>Size</i>	<i>Price</i>
ZSPEED04516	4.5" Zec Wheel	Call For Pricing
ZSPEED0716	7" Zec Wheel	



WET CORE BITS

The Wet Core Series

Wet Application - 14.5" Barrel Depth

Applications: Wet Application for Reinforced Cured Concrete, Brick, and Block.


<i>Supreme Quality</i>	<i>Size</i>	<i>Arbor</i>	<i>Segment Height</i>	<i>Price</i>
COREY1/2	1/2"x.125	5/8-11 Thread	8mm	Call For Pricing
COREY5/8	5/8"x.125	5/8-11 Thread	8mm	
COREY3/4	3/4"x.125	5/8-11 Thread	8mm	
COREY7/8	7/8"x.125	5/8-11 Thread	8mm	
COREY01	1"x.125	5/8-11 Thread	8mm	
COREY011/8	1 1/8"x.125	5/8-11 Thread	8mm	
COREY011/4	1 1/4"x.125	5/8-11 Thread	8mm	
COREY013/8	1 3/8"x.125	5/8-11 Thread	8mm	
COREY011/2	1 1/2"x.125	5/8-11 Thread	8mm	
COREY015/8	1 5/8"x.125	5/8-11 Thread	8mm	
COREY013/4	1 3/4"x.125	5/8-11 Thread	8mm	
COREY02	2"x.145	1 1/4-7 Thread	8mm	
COREY021/4	2 1/4"x.145	1 1/4-7 Thread	8mm	
COREY021/2	2 1/2"x.145	1 1/4-7 Thread	8mm	
COREY023/4	2 3/4"x.145	1 1/4-7 Thread	8mm	
COREY03	3"x.145	1 1/4-7 Thread	8mm	
COREY031/4	3 1/4"x.145	1 1/4-7 Thread	8mm	
COREY031/2	3 1/2"x.145	1 1/4-7 Thread	8mm	
COREY04	4"x.160	1 1/4-7 Thread	8mm	
COREY041/4	4 1/4"x.160	1 1/4-7 Thread	8mm	
COREY041/2	4 1/2"x.160	1 1/4-7 Thread	8mm	
COREY05	5"x.160	1 1/4-7 Thread	8mm	
COREY051/2	5 1/2"x.160	1 1/4-7 Thread	8mm	
COREY06	6"x.160	1 1/4-7 Thread	8mm	
COREY061/4	6 1/4"x.160	1 1/4-7 Thread	8mm	
COREY061/2	6 1/2"x.160	1 1/4-7 Thread	8mm	
COREY07	7"x.165	1 1/4-7 Thread	8mm	
COREY08	8"x.165	1 1/4-7 Thread	8mm	
COREY09	9"x.187	1 1/4-7 Thread	8mm	
COREY010	10"x.187	1 1/4-7 Thread	8mm	
COREY012	12"x.210	1 1/4-7 Thread	8mm	
COREY014	14"x.210	1 1/4-7 Thread	8mm	



The Dry Core Series

Dry Application - 9" Barrel Depth Turbo

<i>Supreme Quality</i>	<i>Size</i>	<i>Arbor</i>	<i>Segment Height</i>	<i>Price</i>
COREDB01	1"	5/8-11 Thread	7.5mm Turbo	Call For Pricing
COREDB011/4	1 1/4"	5/8-11 Thread	7.5mm Turbo	
COREDB011/2	1 1/2"	5/8-11 Thread	7.5mm Turbo	
COREDB013/4	1 3/4"	5/8-11 Thread	7.5mm Turbo	
COREDB02	2"	5/8-11 Thread	7.5mm Turbo	
COREDB021/4	2 1/4"	5/8-11 Thread	7.5mm Turbo	
COREDB021/2	2 1/2"	5/8-11 Thread	7.5mm Turbo	
COREDB03	3"	5/8-11 Thread	7.5mm Turbo	
COREDB031/2	3 1/2"	5/8-11 Thread	7.5mm Turbo	
COREDB04	4"	5/8-11 Thread	7.5mm Turbo	
COREDB041/2	4 1/2"	5/8-11 Thread	7.5mm Turbo	
COREDB05	5"	5/8-11 Thread	7.5mm Turbo	
COREDB06	6"	5/8-11 Thread	7.5mm Turbo	



GRANITE BLADES

The Pro Granite Blade Series

All of our Pro Granite Blades are made to your specifications in mind. Therefore please talk to your sales representative about sizes, bonds and pricing.

<i>Supreme Quality</i>	<i>Description</i>	<i>Arbor</i>	<i>Segment Height</i>	<i>Price</i>
GRANITE1210	12"x.125	x50/60mm	10mm	Call For Pricing
GRANITE1215	12"x.125	x50/60mm	20mm	
GRANITE1410	14"x.125	x50/60mm	10mm	
GRANITE1415	14"x.125	x50/60mm	15mm	
GRANITE1420	14"x.125	x50/60mm	20mm	
GRANITE1610	16"x.125	x50/60mm	10mm	
GRANITE1615	16"x.125	x50/60mm	15mm	
GRANITE1620	16"x.125	x50/60mm	20mm	
GRANITE1810	18"x.125	x50/60mm	10mm	
GRANITE1815	18"x.125	x50/60mm	15mm	
GRANITE1820	18"x.125	x50/60mm	20mm	
GRANITE2015	20"x.135	x50/60mm	15mm	
GRANITE2020	20"x.135	x50/60mm	20mm	



POLISHING PADS

The Polishing Pad Series

The Polishing Pad is for polishing marble, granite, concrete, and other various materials. These come in 100, 200, 400, 800, 1500, 3000, and 8500 grit.




<i>Premium Quality</i>	<i>Size</i>	<i>Arbor</i>	<i>Price</i>
PAD03	3"x3mm	x5/8-7/8	Call For Pricing
PAD04	4"x3mm	x5/8-7/8	
PAD05	5"x3mm	x5/8-7/8	
PADBACK03	3" Backing Pad		
PADBACK04	4" Backing Pad		
PADBACK05	5" Backing Pad		



GRANITE COREBITS

The Granite Core Bit Series

<i>Premium Quality</i>	<i>Size</i>	<i>Price</i>
COREGR1	1" Granite Bit	Call For Pricing
COREGR11/8	1-1/8" Granite Bit	
COREGR11/4	1-1/4" Granite Bit	
COREGR13/8	1-3/8" Granite Bit	
COREGR11/2	1-1/2" Granite Bit	
COREGR15/8	1-5/8" Granite Bit	
COREGR13/4	1-3/4" Granite Bit	
COREGR2	2" Granite Bit	



TILE BLADES

The Zip Blade Series

The Zip Blade is quite simply the best Tile blade in America. Its continuous rim design creates a fast, smooth and chip free cut.

Applications: Dry Application for Tile, Granite, and Marble.

<i>Supreme Quality</i>	<i>Size</i>	<i>Arbor</i>	<i>Price</i>
ZIP338	3 3/8"x.040	5/8-7/8"	Call For Pricing
ZIP04	4"x.060	5/8-7/8"	
ZIP04.5	4.5"x.060	5/8-7/8"	
ZIP05	5"x.060	5/8-7/8"	
ZIP06	6"x.060	5/8-7/8"	
ZIP07	7"x.060	5/8-7/8"	
ZIP08	8"x.060	5/8-7/8"	
ZIP09	9"x.060	5/8-7/8"	
ZIP10	10"x.060	5/8-7/8"	
ZIPGT12	12"x.080	1"/20mm	
ZIPGT14	14"x.080	1"/20mm	
ZIPGT20	20"x.125	1"/20mm	



ORBIT BLADE

The Orbit Blade Series

The Orbit Blade is designed to run on Partner ring saws. Orbit blades come in different bonds for cutting concrete and masonry materials.

<u>Supreme Quality</u>	<u>Size</u>	<u>Arbor</u>	<u>Price</u>
ORBIT14	14"	Ring Saw	Call For Pricing



DIAMOND CHAINS

Diamond Chain Series

Diamond Chains are designed to be run on ICS Chain Saws. Please mention to your sales rep what you will be cutting when ordering. Diamond Chains are bonded for your specific purpose.